



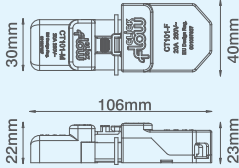


Click Flow Connectors



Product Approvals
Complies with BS EN 5733.

3 Pole Click Flow Connectors



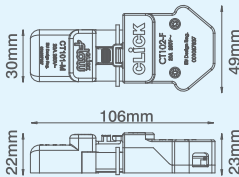
code

description

CT101C

250V 20A 3 Pin Pull Apart 'Flow' Connector

3 Pole Click Flow Connectors



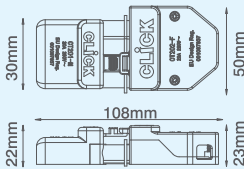
code

description

CT102C

250V 20A 3 Pin Pull Apart 'Flow' Connector with Screw-Down cable clamp

4 Pole Click Flow Connectors



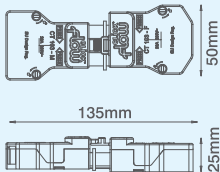
code

description

CT202C

250V 20A 4 Pin Pull Apart 'Flow' Connector with Screw-Down cable clamp

3 Pole Fast Fit - Click Flow Connectors



code

description

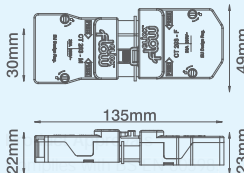
CT103C

250V 20A 3 Pin Pull Apart 'Flow' Connector with fast-fit cable clamp

CT103M

250V 20A 3 Pin Pull Apart 'Flow' Male Connector Only with fast-fit cable clamp

4 Pole Fast Fit - Click Flow Connectors



code

description

CT203C

250V 20A 4 Pin Pull Apart 'Flow' Connector with fast-fit cable clamp

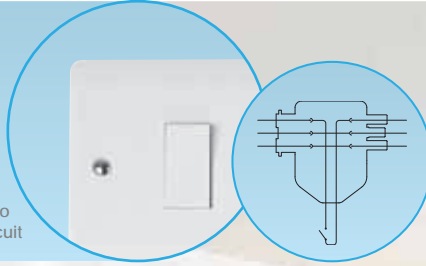
CT203M

250V 20A 4 Pin Pull Apart 'Flow' Male Connector Only with fast-fit cable clamp

Click Flow Connectors

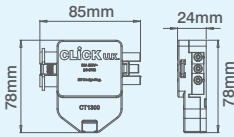


Easily adds a switched live into a Click Flow circuit



Product Approvals
Complies with BS EN 5733.

3 Pole Click Flow Connector



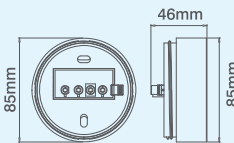
code

description

CT1300

250V 20A Click Flow Switch Adaptor with pre-wired earth and neutral links

4 Pole Click Flow Ceiling Rose Connector



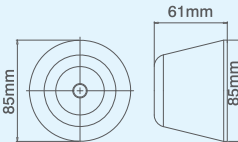
code

description

CT1400

250V 20A Click Flow Ceiling Rose pre-wired with earth and neutral links

Click Flow Ceiling Rose Cover



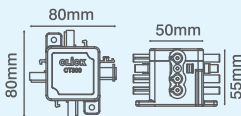
code

description

CT1401

Click Flow Ceiling Rose Cover not suitable for use with CT103 / CT203

4 Pole Click Flow HUB



code

description

CT300

250V 20A 4 Pin (1 in 3 out) Flow Hub Junction Box

4 Pole Click Flow Connectors (pre-wired cable)

code

description

CT802

6A 4 Pin Flow Extension Cable - 2 Metre

CT803

6A 4 Pin Flow Extension Cable - 3 Metre

CT805

6A 4 Pin Flow Extension Cable - 5 Metre

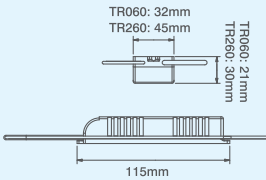
Low Voltage Transformers



Product Approvals
Complies with BS EN 60598.



Dimmable Electronic Transformer



code

features

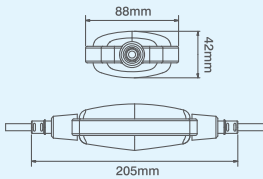
TR060

20-60VA Pre-wired 250mm Tail

TR260

20-60VA Pre-wired 250mm Tail

IP68 Rated Outdoor Electronic Transformer



code

features

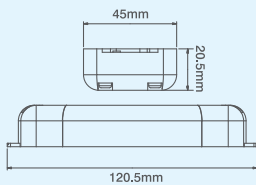
GA240

12V 2.0-15VA LED Driver Pre-wired 1.8m Tail

GA250

12V 35 - 105VA Pre-wired 1.8m Tail

Electronic LED Driver



code

features

TR301

Re-wireable 12V DC 0.5-15W LED Driver

Spare Parts & Emergency Packs

Junction Box



code	description
WA074	58mm 20A 4 terminal lighting junction box - white
WA079	58mm 20A 4 terminal lighting junction box - brown

Product Approvals
Complies with BS 6220.

Starlight Mounting/Access Plate



code	diameter	internal diameter	cutout
SP202	65	26	55

The access plate allows for easy fitting of an LED driver or transformer through a 55mm ceiling cutout.

Mains In-line Maintained Emergency Pack



code	features	dims (mm)	cutout (mm)	volts	watts
CG015	In-line maintained em/pack	45x38x860	60	230	15

Suitable for use with 230V LED and self-ballasted fluorescent lamps

Product Approvals
Complies with BS EN 60598.

Spare Parts



code	description
SP005	35mm castellated lamp retaining ring
SP010	35mm spring lamp retaining ring
SP030	50mm spring lamp retaining ring
SP100	L' bracket c/w ceramic connector block & dust cover
SP105	Terminal cover for 'L' bracket
SP130	Lamp extraction tool
SP200	GU5.3/12V sprung ceramic lampholder with 200mm tails
SP206S	GU5.3/12V sprung ceramic lampholder with 600mm tails
SP210	GZ10 230V 50W Lampholder and bracket with 150mm tails
SP250	Lamp removal tool with handle